

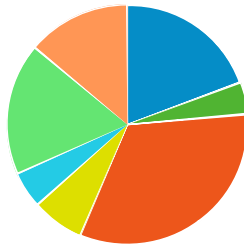


Southridge Consumer Spending 3.1.2016

Consumer Spending Report (3 mile radius around Lat: 46.1779583644576 Lng: -119.186611622572)

Apparel (2015)

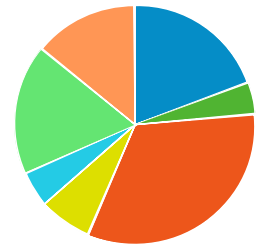
- Men's Apparel
- Boys' Apparel
- Women's Apparel
- Girls' Apparel
- Infants Apparel
- Footwear
- Apparel Services and Accessories



	\$ PER HOUSEHOLD	TOTAL \$000'S
Totals:	\$1,943	\$39,268
Men's Apparel	\$374	\$7,569
Boys' Apparel	\$85	\$1,722
Women's Apparel	\$636	\$12,870
Girls' Apparel	\$137	\$2,775
Infants Apparel	\$94	\$1,901
Footwear	\$345	\$6,974
Apparel Services and Accessories	\$270	\$5,457

Apparel (2020)

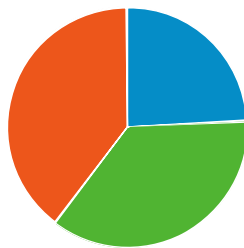
- Men's Apparel
- Boys' Apparel
- Women's Apparel
- Girls' Apparel
- Infants Apparel
- Footwear
- Apparel Services and Accessories



	\$ PER HOUSEHOLD	TOTAL \$000'S
Totals:	\$2,047	\$45,001
Men's Apparel	\$394	\$8,661
Boys' Apparel	\$89	\$1,968
Women's Apparel	\$672	\$14,792
Girls' Apparel	\$144	\$3,169
Infants Apparel	\$98	\$2,173
Footwear	\$357	\$7,864
Apparel Services and Accessories	\$289	\$6,374

Entertainment (2015)

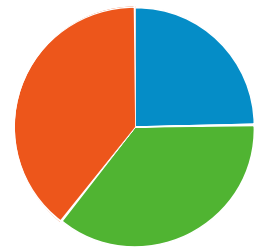
- Fees And Admissions
- Video And Audio Equipment
- Recreational Equipment And Supplies



	\$ PER HOUSEHOLD	TOTAL \$000'S
Totals:	\$3,138	\$63,423
Fees And Admissions	\$761	\$15,379
Video And Audio Equipment	\$1,131	\$22,866
Recreational Equipment And Supplies	\$1,246	\$25,178

Entertainment (2020)

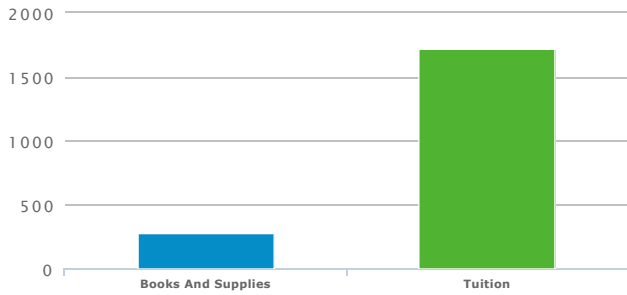
- Fees And Admissions
- Video And Audio Equipment
- Recreational Equipment And Supplies



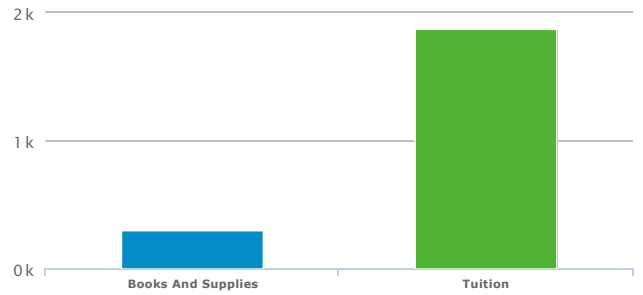
	\$ PER HOUSEHOLD	TOTAL \$000'S
Totals:	\$3,308	\$72,723
Fees And Admissions	\$820	\$18,037
Video And Audio Equipment	\$1,185	\$26,051
Recreational Equipment And Supplies	\$1,302	\$28,635

Education (2015)

Education (2020)

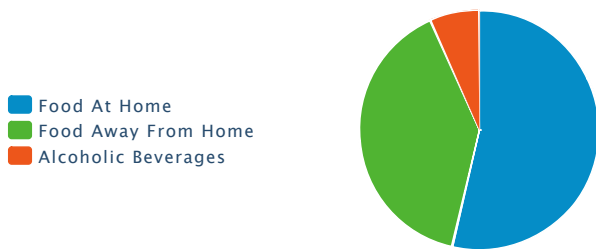


	\$ PER HOUSEHOLD	TOTAL \$000'S
Totals:	\$2,008	\$40,580
Books And Supplies	\$281	\$5,685
Tuition	\$1,727	\$34,895



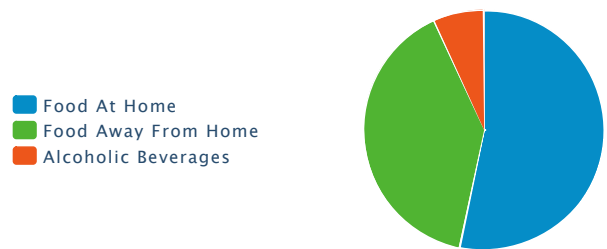
	\$ PER HOUSEHOLD	TOTAL \$000'S
Totals:	\$2,181	\$47,960
Books And Supplies	\$305	\$6,718
Tuition	\$1,876	\$41,242

Food and Beverages (2015)



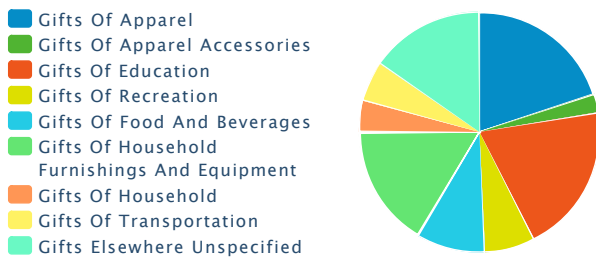
	\$ PER HOUSEHOLD	TOTAL \$000'S
Totals:	\$8,222	\$166,134
Food At Home	\$4,418	\$89,276
Food Away From Home	\$3,253	\$65,731
Alcoholic Beverages	\$550	\$11,127

Food and Beverages (2020)



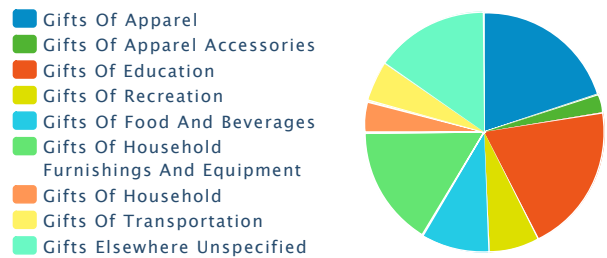
	\$ PER HOUSEHOLD	TOTAL \$000'S
Totals:	\$8,597	\$188,991
Food At Home	\$4,584	\$100,765
Food Away From Home	\$3,426	\$75,308
Alcoholic Beverages	\$587	\$12,918

Gifts (2015)



	\$ PER HOUSEHOLD	TOTAL \$000'S
Totals:	\$1,360	\$27,481
Gifts Of Apparel	\$270	\$5,469
Gifts Of Apparel Accessories	\$34	\$693
Gifts Of Education	\$273	\$5,529
Gifts Of Recreation	\$92	\$1,871
Gifts Of Food And Beverages	\$126	\$2,547
Gifts Of Household Furnishings And Equipment	\$222	\$4,492
Gifts Of Household	\$57	\$1,168
Gifts Of Transportation	\$73	\$1,489
Gifts Elsewhere Unspecified	\$209	\$4,225

Gifts (2020)

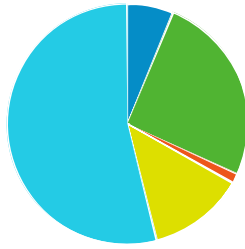


	\$ PER HOUSEHOLD	TOTAL \$000'S
Totals:	\$1,466	\$32,234
Gifts Of Apparel	\$291	\$6,409
Gifts Of Apparel Accessories	\$36	\$813
Gifts Of Education	\$294	\$6,482
Gifts Of Recreation	\$99	\$2,194
Gifts Of Food And Beverages	\$135	\$2,981
Gifts Of Household Furnishings And Equipment	\$239	\$5,271
Gifts Of Household	\$62	\$1,367
Gifts Of Transportation	\$79	\$1,756
Gifts Elsewhere Unspecified	\$225	\$4,962

Household Furnishings (2015)

Household Furnishings (2020)

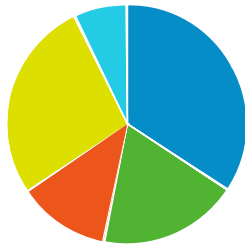
- Household Textiles
- Furniture
- Floor Coverings
- Major Appliances
- Housewares And Small Appliances



	\$ PER HOUSEHOLD	TOTAL \$000'S
Totals:	\$1,924	\$38,894
Household Textiles	\$119	\$2,411
Furniture	\$493	\$9,979
Floor Coverings	\$26	\$540
Major Appliances	\$248	\$5,016
Housewares And Small Appliances	\$1,036	\$20,948

Shelter (2015)

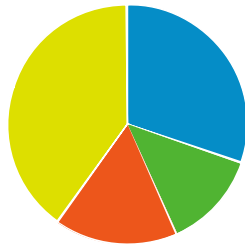
- Mortgage Interest
- Property Taxes
- Miscellaneous Owned Dwelling Costs
- Rental Costs
- Other Lodging



	\$ PER HOUSEHOLD	TOTAL \$000'S
Totals:	\$11,505	\$232,469
Mortgage Interest	\$3,946	\$79,735
Property Taxes	\$2,175	\$43,960
Miscellaneous Owned Dwelling Costs	\$1,427	\$28,851
Rental Costs	\$3,127	\$63,190
Other Lodging	\$828	\$16,733

Household Operations (2015)

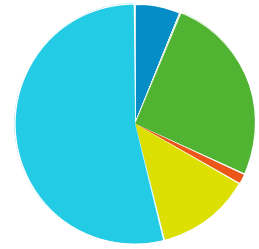
- Babysitting And Elderly Care
- Household Services
- Alimony And Child Support
- Household Supplies



	\$ PER HOUSEHOLD	TOTAL \$000'S
Totals:	\$1,580	\$31,936
Babysitting And Elderly Care	\$478	\$9,663
Household Services	\$205	\$4,146
Alimony And Child Support	\$264	\$5,352
Household Supplies	\$632	\$12,776

Personal Care (2015)

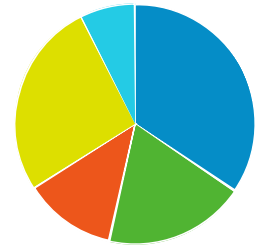
- Household Textiles
- Furniture
- Floor Coverings
- Major Appliances
- Housewares And Small Appliances



	\$ PER HOUSEHOLD	TOTAL \$000'S
Totals:	\$2,035	\$44,738
Household Textiles	\$125	\$2,762
Furniture	\$523	\$11,503
Floor Coverings	\$28	\$635
Major Appliances	\$261	\$5,752
Housewares And Small Appliances	\$1,095	\$24,087

Shelter (2020)

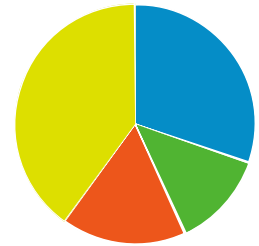
- Mortgage Interest
- Property Taxes
- Miscellaneous Owned Dwelling Costs
- Rental Costs
- Other Lodging



	\$ PER HOUSEHOLD	TOTAL \$000'S
Totals:	\$12,140	\$266,855
Mortgage Interest	\$4,183	\$91,953
Property Taxes	\$2,320	\$51,009
Miscellaneous Owned Dwelling Costs	\$1,511	\$33,231
Rental Costs	\$3,220	\$70,785
Other Lodging	\$904	\$19,877

Household Operations (2020)

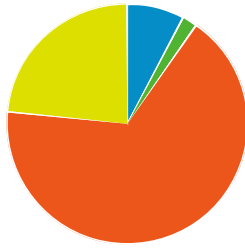
- Babysitting And Elderly Care
- Household Services
- Alimony And Child Support
- Household Supplies



	\$ PER HOUSEHOLD	TOTAL \$000'S
Totals:	\$1,689	\$37,147
Babysitting And Elderly Care	\$511	\$11,234
Household Services	\$219	\$4,817
Alimony And Child Support	\$284	\$6,243
Household Supplies	\$675	\$14,852

Personal Care (2020)

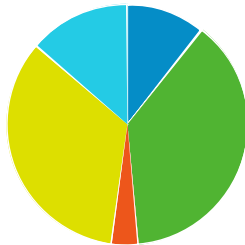
- Hair Care
- Electric Personal Care Appliances
- Personal Care Services
- Personal Care Products



	\$ PER HOUSEHOLD	TOTAL \$000'S
Totals:	\$725	\$14,664
Hair Care	\$56	\$1,140
Electric Personal Care Appliances	\$14	\$289
Personal Care Services	\$485	\$9,813
Personal Care Products	\$169	\$3,423

Utilities (2015)

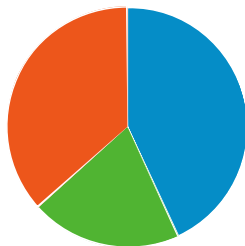
- Natural Gas
- Electricity
- Fuel Oil And Other Fuels
- Telephone Service
- Other Utilities



	\$ PER HOUSEHOLD	TOTAL \$000'S
Totals:	\$4,214	\$85,151
Natural Gas	\$448	\$9,053
Electricity	\$1,598	\$32,302
Fuel Oil And Other Fuels	\$153	\$3,101
Telephone Service	\$1,438	\$29,055
Other Utilities	\$576	\$11,640

Reading (2015)

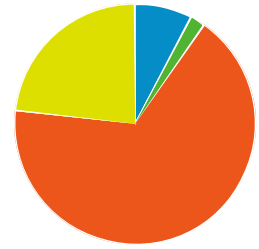
- Newspapers
- Magazines
- Books



	\$ PER HOUSEHOLD	TOTAL \$000'S
Totals:	\$123	\$2,498
Newspapers	\$53	\$1,072
Magazines	\$25	\$512
Books	\$45	\$914

Tobacco (2015)

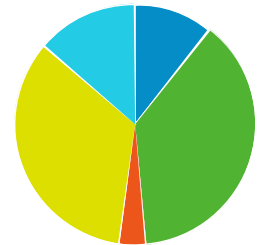
- Hair Care
- Electric Personal Care Appliances
- Personal Care Services
- Personal Care Products



	\$ PER HOUSEHOLD	TOTAL \$000'S
Totals:	\$761	\$16,737
Hair Care	\$59	\$1,302
Electric Personal Care Appliances	\$15	\$330
Personal Care Services	\$509	\$11,198
Personal Care Products	\$177	\$3,908

Utilities (2020)

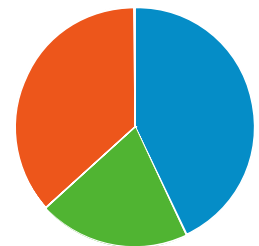
- Natural Gas
- Electricity
- Fuel Oil And Other Fuels
- Telephone Service
- Other Utilities



	\$ PER HOUSEHOLD	TOTAL \$000'S
Totals:	\$4,385	\$96,404
Natural Gas	\$468	\$10,299
Electricity	\$1,660	\$36,501
Fuel Oil And Other Fuels	\$159	\$3,512
Telephone Service	\$1,495	\$32,882
Other Utilities	\$601	\$13,211

Reading (2020)

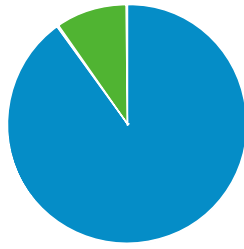
- Newspapers
- Magazines
- Books



	\$ PER HOUSEHOLD	TOTAL \$000'S
Totals:	\$130	\$2,866
Newspapers	\$55	\$1,230
Magazines	\$26	\$587
Books	\$47	\$1,048

Tobacco (2020)

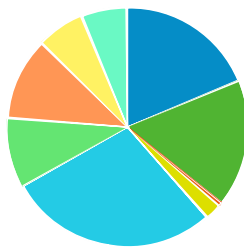
■ Cigarettes
■ Other Tobacco Products



	\$ PER HOUSEHOLD	TOTAL \$000'S
Totals:	\$347	\$7,014
Cigarettes	\$312	\$6,312
Other Tobacco Products	\$34	\$702

Transportation (2015)

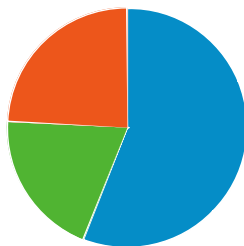
■ New Vehicle Purchase
■ Used Vehicle Purchase
■ Motorcycles (New And Used)
■ Vehicle Finance Charges
■ Gasoline And Oil
■ Vehicle Repair And Maintenance
■ Vehicle Insurance
■ Public Transportation
■ Other Transportation Costs



	\$ PER HOUSEHOLD	TOTAL \$000'S
Totals:	\$10,677	\$215,733
New Vehicle Purchase	\$1,997	\$40,361
Used Vehicle Purchase	\$1,825	\$36,878
Motorcycles (New And Used)	\$45	\$925
Vehicle Finance Charges	\$245	\$4,951
Gasoline And Oil	\$3,017	\$60,968
Vehicle Repair And Maintenance	\$1,010	\$20,425
Vehicle Insurance	\$1,188	\$24,015
Public Transportation	\$684	\$13,823
Other Transportation Costs	\$662	\$13,389

Health Care (2015)

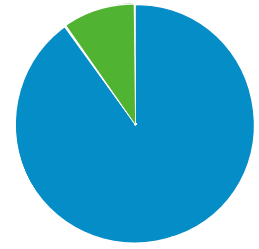
■ Health Care Insurance
■ Health Care Services
■ Health Care Supplies And Equipment



	\$ PER HOUSEHOLD	TOTAL \$000'S
Totals:	\$4,495	\$90,841
Health Care Insurance	\$2,516	\$50,853
Health Care Services	\$892	\$18,033
Health Care Supplies And Equipment	\$1,086	\$21,955

Miscellaneous Expenses (2015)

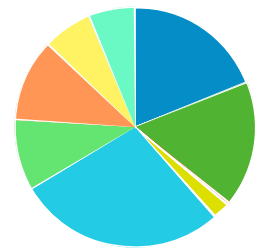
■ Cigarettes
■ Other Tobacco Products



	\$ PER HOUSEHOLD	TOTAL \$000'S
Totals:	\$355	\$7,820
Cigarettes	\$320	\$7,037
Other Tobacco Products	\$35	\$783

Transportation (2020)

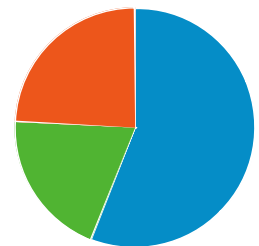
■ New Vehicle Purchase
■ Used Vehicle Purchase
■ Motorcycles (New And Used)
■ Vehicle Finance Charges
■ Gasoline And Oil
■ Vehicle Repair And Maintenance
■ Vehicle Insurance
■ Public Transportation
■ Other Transportation Costs



	\$ PER HOUSEHOLD	TOTAL \$000'S
Totals:	\$11,139	\$244,854
New Vehicle Purchase	\$2,105	\$46,279
Used Vehicle Purchase	\$1,875	\$41,236
Motorcycles (New And Used)	\$46	\$1,026
Vehicle Finance Charges	\$254	\$5,587
Gasoline And Oil	\$3,127	\$68,737
Vehicle Repair And Maintenance	\$1,054	\$23,178
Vehicle Insurance	\$1,237	\$27,201
Public Transportation	\$734	\$16,139
Other Transportation Costs	\$703	\$15,472

Health Care (2020)

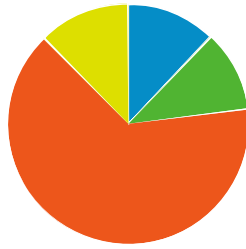
■ Health Care Insurance
■ Health Care Services
■ Health Care Supplies And Equipment



	\$ PER HOUSEHOLD	TOTAL \$000'S
Totals:	\$4,688	\$103,053
Health Care Insurance	\$2,624	\$57,683
Health Care Services	\$930	\$20,450
Health Care Supplies And Equipment	\$1,133	\$24,920

Miscellaneous Expenses (2020)

- Legal And Accounting
- Funeral And Cemetery
- Finance Charges Excluding Mortgage And Vehicle
- Other Miscellaneous Expenses



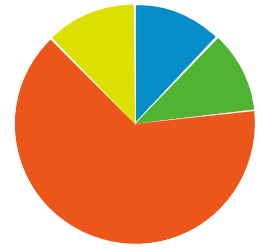
	\$ PER HOUSEHOLD	TOTAL \$000'S
Totals:	\$823	\$16,638
Legal And Accounting	\$99	\$2,010
Funeral And Cemetery	\$91	\$1,842
Finance Charges Excluding Mortgage And Vehicle	\$530	\$10,721
Other Miscellaneous Expenses	\$102	\$2,065

Personal Insurance (2015)		
	\$ PER HOUSEHOLD	TOTAL \$000'S
	\$410	\$8,287

Contributions (2015)		
	\$ PER HOUSEHOLD	TOTAL \$000'S
	\$2,378	\$48,065

Retail Potential (2015)		
	\$ PER HOUSEHOLD	TOTAL \$000'S
New Car Dealers	\$3,863	\$78,061
User Car Dealers	\$231	\$4,669
Recreational Vehicle Dealers	\$11	\$237
Motorcycle and Boat Dealers	\$166	\$3,365
Auto Parts and Accessories	\$598	\$12,099
Tire Dealers	\$272	\$5,512
Furniture Stores	\$381	\$7,703
Floor Covering Stores	\$135	\$2,739
Other Home Furnishing Stores	\$127	\$2,575
Appliances and Electronics Stores	\$883	\$17,859
Computer Stores	\$1,585	\$32,042
Camera and Photography Stores	\$101	\$2,043
Hardware Stores	\$207	\$4,185
Paint and Wallpaper Stores	\$18	\$382
Home Centers	\$459	\$9,278
Other Building Materials Stores	\$552	\$11,158
Outdoor Power Equipment Stores	\$17	\$350
Nursery and Garden Stores	\$138	\$2,795
Grocery Stores	\$6,340	\$128,117
Convenience Stores	\$269	\$5,442
Meat Markets	\$64	\$1,299
Fish and Seafood Markets	\$15	\$308
Fruit and Vegetable Markets	\$30	\$613
Other Specialty Food Markets	\$47	\$957
Liquor Stores	\$149	\$3,020
Pharmacy and Drug Stores	\$1,335	\$26,983
Costmetics and Beauty Stores	\$56	\$1,150
Optical Goods Stores	\$135	\$2,729

- Legal And Accounting
- Funeral And Cemetery
- Finance Charges Excluding Mortgage And Vehicle
- Other Miscellaneous Expenses



	\$ PER HOUSEHOLD	TOTAL \$000'S
Totals:	\$863	\$18,989
Legal And Accounting	\$104	\$2,295
Funeral And Cemetery	\$96	\$2,111
Finance Charges Excluding Mortgage And Vehicle	\$556	\$12,227
Other Miscellaneous Expenses	\$107	\$2,356

Personal Insurance (2020)		
	\$ PER HOUSEHOLD	TOTAL \$000'S
	\$440	\$9,674

Contributions (2020)		
	\$ PER HOUSEHOLD	TOTAL \$000'S
	\$2,583	\$56,794

Source: Applied Geographic Solutions, 2015

Other Health and Personal Care Stores	\$108	\$2,183
Gasoline Stations with Convenience Stores	\$1,013	\$20,472
Gasoline Stations without Convenience Stores	\$166	\$3,358
Men's Clothing Stores	\$56	\$1,133
Women's Clothing Stores	\$178	\$3,605
Childrens' and Infant's Clothing Stores	\$100	\$2,022
Family Clothing Stores	\$377	\$7,631
Clothing Accessory Stores	\$20	\$408
Other Apparel Stores	\$44	\$903
Shoe Stores	\$122	\$2,474
Jewelry Stores	\$241	\$4,890
Luggage Stores	\$225	\$4,564
Sporting Goods Stores	\$168	\$3,404
Hobby, Toy, and Game Stores	\$50	\$1,016
Sewing and Needlecraft Stores	\$19	\$387
Musical Instrument Stores	\$40	\$808
Book Stores	\$354	\$7,166
Record,Tape,and CD Stores	\$94	\$1,916
Department Stores	\$2,996	\$60,536
Warehouse Superstores	\$1,280	\$25,875
Other General Merchandise Stores	\$359	\$7,265
Florists	\$29	\$594
Office and Stationary Stores	\$274	\$5,544
Gift and Souvenir Stores	\$87	\$1,778
Used Merchandise Stores	\$57	\$1,166
Pet and Pet Supply Stores	\$117	\$2,383
Art Dealers	\$11	\$223
Mobile Home Dealers	\$0	\$13
Other Miscellaneous Retail Stores	\$119	\$2,410
Mail Order and Catalog Stores	\$2,184	\$44,143
Vending Machines	\$92	\$1,861
Fuel Dealers	\$378	\$7,642
Other Direct Selling Establishments	\$193	\$3,900
Hotels and Other Travel Accomodations	\$143	\$2,900
RV Parks	\$2	\$48
Rooming and Boarding Houses	\$1	\$20
Full Service Restaurants	\$964	\$19,497
Limited Service Restaurants	\$957	\$19,340
Special Food Services and Catering	\$160	\$3,250
Drinking Places	\$87	\$1,758

The image shows a Google Map of Benton City, WA. A black circle highlights a specific location. A white popup window is overlaid on the map, containing the following information:

Point Identification Tool

- Latitude:46.17795836445762
- Longitude:-119.18661162257195
- Address:3609 Hildebrand Blvd, Kennewick, WA 99338, USA

Deletethis pinpoint

View reports for this area:

- - Labor Force report
- - Demographics report
- - Consumer Spending report
- - Wages report
- - Business report
- - Housing report

Map Report a map